

Service Manual

Personal Facsimile / Facsimile with Digital Answering System

Model No. **KX-FT981CX-B**
KX-FT981CX-W
KX-FT981CX-S
KX-FT983CX-B
KX-FT983CX-W
KX-FT983CX-S
KX-FT987CX-B
KX-FT987CX-W

Supplement-2

B: Black version / W: White version / S: Silver version
(for Asia, Middle Near East etc.)

Subject : Addition of New type Thermal Head

Please file and use this supplement manual together with the service manual for Model No.KX-FT981CX-B/
KX-FT981CX-W/KX-FT981CX-S/KX-FT983CX-B/KX-FT983CX-W/KX-FT983CX-S/KX-FT987CX-B/
KX-FT987CX-W, Order No.KMF0807168CE.

WARNING

This service information is designed for experienced repair technicians only and is not designed for use by the general public. It does not contain warnings or cautions to advise non-technical individuals of potential dangers in attempting to service a product. Products powered by electricity should be serviced or repaired only by experienced professional technicians. Any attempt to service or repair the product or products dealt with in this service information by anyone else could result in serious injury or death.









Panasonic

© Panasonic Communications Co., Ltd. 2009. Unauthorized copying and distribution is a violation of law.

1 REPLACEMENT PARTS LIST

1.1. REFERENCE CHART

Reason for Change	
*The following items (1-8) indicate the reason for change. See the "Notes" column for each part in ORIGINAL AND NEW PARTS COMPARISON LISTS.	
1. Improve performance	Remark: *a: Due to production reason.
2. Change of material or dimension	
3. To meet approved specification	
4. Standardization	
5. Addition	
6. Deletion	
7. Correction	
8. Other	

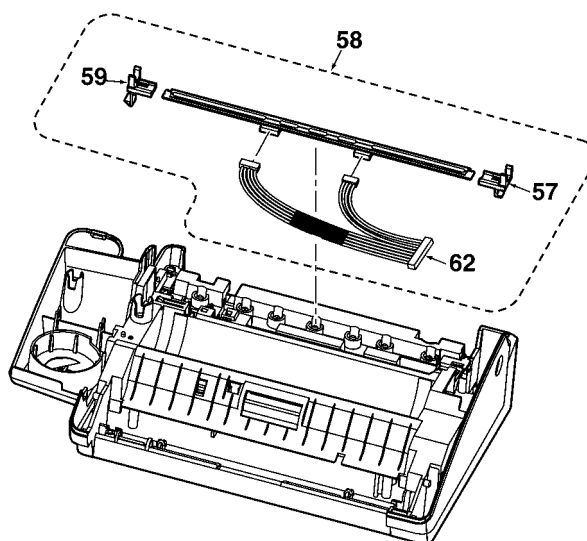
Interchangeability Code		
**The following items (V-Z) indicate the Interchangeability. See the "Notes" column for each part in ORIGINAL AND NEW PARTS COMPARISON LISTS.		
V	Original  Early (before change) New  Late (after change)	Original or new parts may be used in early or late production sets. Use original parts until exhausted, then stock new parts.
W	Original  Early (before change) New  Late (after change)	Original parts may be used in early production sets only. New parts may be used in early or late production sets. Use original parts where possible, then stock new parts.
X	Original  Early (before change) New  Late (after change)	New parts only may be used in early or late production sets. Stock new parts.
Y	Original  Early (before change) New  Late (after change)	Original parts may be used in early production sets only. New parts may be used in late production sets only. Stock both original and new parts.
Z	Other	

Note:
Alphabets in the "Remarks" column in the following lists correspond to the alphabets in the "Remarks" in REFERENCE CHART.

1.2. ORIGINAL AND NEW PARTS COMPARISON LISTS

Ref. No.	Part No.		Part Name & Description	Pcs/ Set	Remarks	Notes	Time of Change (Suffix)
	Original (Old)	New					
UPPER CABINET SECTION							
57	-----	PNDE1004Z1	ARM, HEAD HOLDER RIGHT	1	*a	5 Y	-----
58	L1CC00000063	PNVE1006Z	PRINTER UNITS, THERMAL HEAD KIT	1	*a	1 W	-----
59	-----	PNDE1003Z1	ARM, HEAD HOLDER LEFT	1	*a	5 Y	-----
62	-----	PNJS14100Z	CONNECTOR	1	*a	5 Y	-----

Note:
The supply for Thermal Head is changed from single to KIT.
Both Head Holders and Connector is added a new type.
Refer to next page for details.



■ **In case to order the Thermal Head:**

Due to production reason, we supply Thermal Head KIT in place of a Thermal Head (single).

When replacing the Thermal Head, order the part no. of the KIT, **PNVE1006Z**.

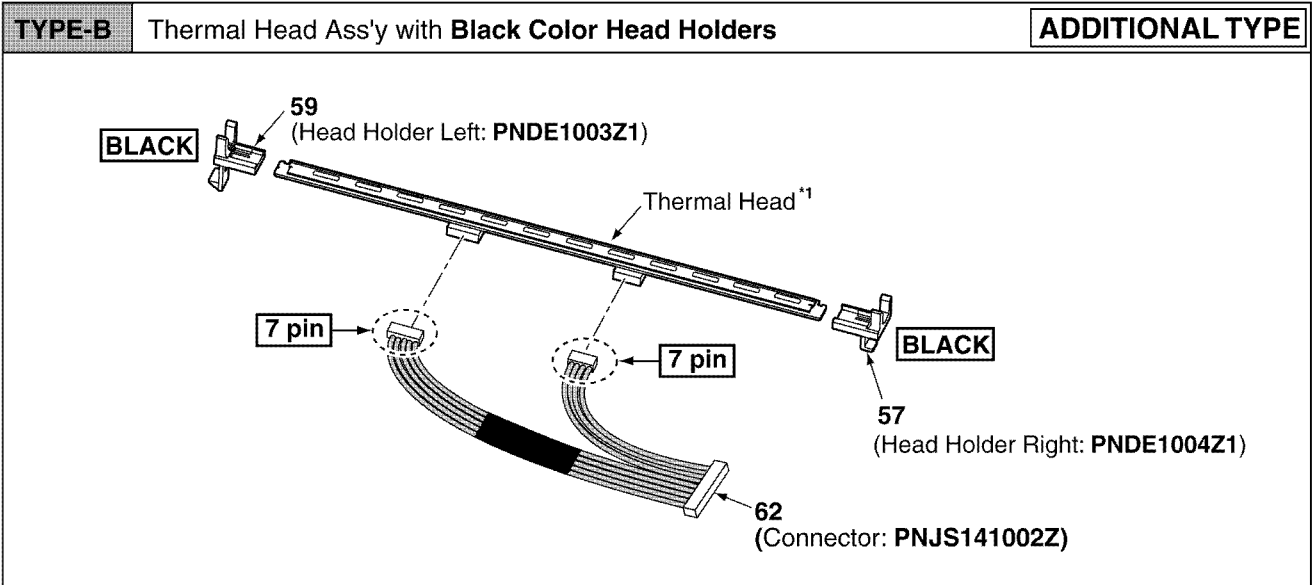
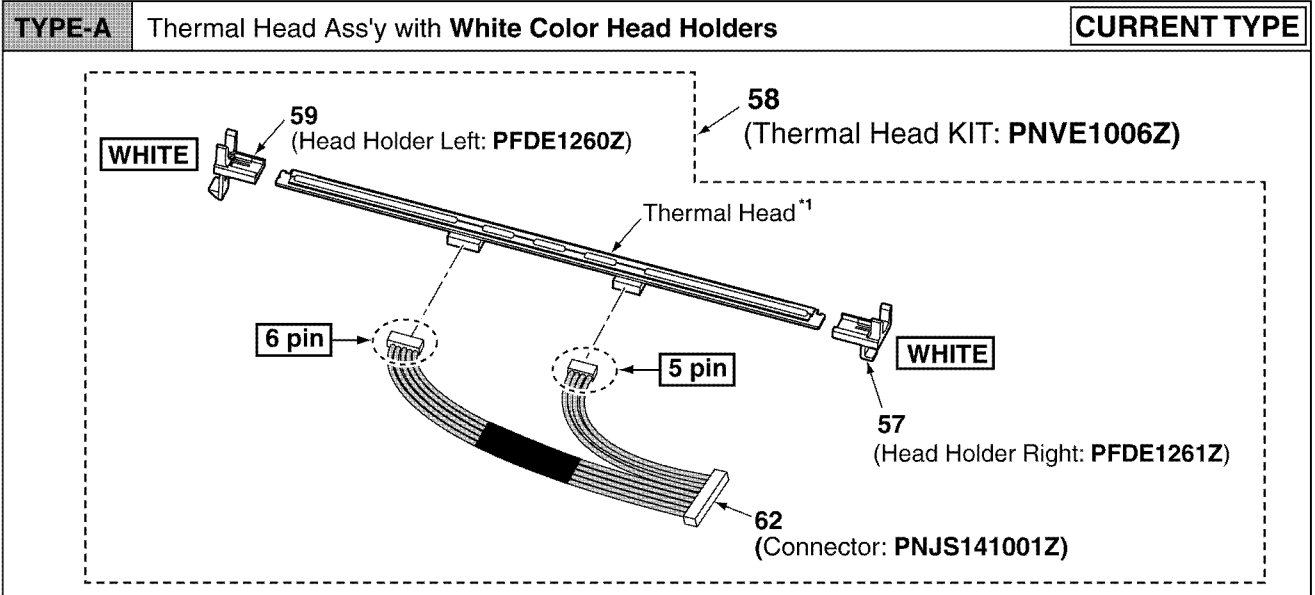
The components of Thermal Head KIT is TYPE-A. (See below.)

If the Head Holders (Ref no. 57 and 59) in the unit is Black color, Thermal Head is Type-B. So, please replace all the parts supplied as a Thermal Head Kit.

In the case of White color, please replace only Thermal Head. There is no need to replace both Head Holders and Connector.

■ **In case to order the Head Holders and Connector:**

When you replace the both Head Holders or Connector, please check by below figure, then order the same part no. as you should replace.



*1 Thermal Head is not supplied as a single.